

# COST VALUE 2017

[www.costvsvalue.com](http://www.costvsvalue.com)

**remodeling**  
YOUR TOOLBOX FOR SUCCESS

# COST VS VALUE 2017

## Midrange Project Descriptions

### ATTIC INSULATION (FIBERGLASS)

Air-seal a 35x30 attic floor to address any air leakage from conditioned space to unconditioned space. Then add fiberglass loosefill insulation, placing it on top of existing insulation if present. Fiberglass loosefill is applied until thickness equating with R-30 insulation value is reached.

### BACKUP POWER GENERATOR

Install modular propane gas-powered electrical backup system with capacity for providing 70 amps of emergency power in two 240-volt circuits and six 120-volt circuits. Assume existing propane gas supply. Include generator mounted on 2-by-4-foot concrete or composite pad, automatic transfer switch, load center, exterior disconnect, and grounding rod. Include 30 feet of conduit and electrical cable for generator connections; grounded cable for circuits; 5 feet of flexible fuel line for connection to existing rigid gas supply line; and automotive-type storage battery.

### BACKYARD PATIO

Install a 20x20 flagstone patio on flat ground behind the home. Connect the house and patio by installing a lift-and-slide glass door on the back of the house. Place a gas-powered fire pit in the center of the patio and surround it with four mid-priced all-weather deck chairs. On the far end of the patio from the home, install a stone-veneer modular kitchen unit with gas grill, mini-refrigerator, sink, and storage. From each corner of the patio, erect a 20x20 cedar pergola capable of holding an awning that can shade the entire deck. Install mid-priced, low-voltage lights on the pergola sufficient to illuminate the patio at night. Install all needed gas and electrical connections underground from the home to the patio.

### BASEMENT REMODEL

Finish the lower level of a house to create a 20-by-30-foot entertaining area with wet bar and a 5-by-8-foot full bathroom; construct 24 linear feet of finished partition to enclose mechanical area. Walls and ceilings are painted drywall throughout; exterior walls are insulated; painted trim throughout. Include five six-panel factory-painted hardboard doors with passage locksets. Electrical wiring to code.

Main room: Include 15 recessed ceiling light fixtures and three surface-mounted light fixtures, and a snap-together laminate flooring system.

Bathroom: Include standard white toilet, vanity with cultured marble top, resilient vinyl flooring, two-piece fiberglass shower unit, a light/fan combination, vanity light fixture, recessed medicine cabinet, towel and paper-holder hardware.

Bar area: Include 10 linear feet of raised-panel oak cabinets with laminate countertops, stainless steel bar sink, single-lever bar faucet, undercounter refrigerator, and vinyl floor tile.

### BATHROOM ADDITION

Add a full 6-by-8-foot bathroom over a crawlspace with poured concrete walls. Include cultured-marble vanity top with molded sink; standard chrome faucets; 30-by-60-inch white fiberglass tub/shower with ceramic tile surround; single-lever temperature and pressure-balanced faucet; white low-profile toilet; general and spot lighting; electrical wiring to code; mirrored medicine cabinet; linen storage closet or cabinet; vinyl wallpaper; painted trim; and ceramic tile floor.

### BATHROOM REMODEL

Update an existing 5-by-7-foot bathroom. Replace all fixtures to include 30-by-60-inch porcelain-on-steel tub with 4-by-4-inch ceramic tile surround; new single-lever temperature and pressure-balanced shower control; standard white toilet; solid-surface vanity counter with integral sink; recessed medicine cabinet with light; ceramic tile floor; vinyl wallpaper.

### DECK ADDITION (COMPOSITE)

Add a 16-by-20-foot deck using pressure-treated joists supported by 4x4 posts anchored to concrete piers. Install composite deck material in a simple linear pattern. Include a built-in bench and planter of the same decking material. Include stairs, assuming three steps to grade. Provide a complete railing using a matching system made of the same composite as the decking material.

### DECK ADDITION (WOOD)

Add a 16-by-20-foot deck using pressure-treated joists supported by 4x4 posts anchored to concrete piers. Install pressure-treated deck boards in a simple linear pattern. Include a built-in bench and planter of the same decking material. Include stairs, assuming three steps to grade. Provide a complete railing system using pressure-treated wood posts, railings, and balusters.

### ENTRY DOOR REPLACEMENT (FIBERGLASS)

Remove existing 3-0/6-8 entry door and jambs and replace with fiberglass door with simulated wood grain, stained same color both sides; dual-pane, decorative half-glass panel with zinc coming; PVC-wrapped exterior trim in color to match existing trim; 2.5-inch interior colonial or ranch casings in hardwood stained to match door. Replace existing lockset with mortise lock with lever handle and integrated deadbolt.

### ENTRY DOOR REPLACEMENT (STEEL)

Remove existing 3-0/6-8 entry door and jambs and replace with new 20-gauge steel unit, including clear dual-pane half-glass panel, jambs, and aluminum threshold with composite stop. Door is factory finished with same color both sides. Exterior brick-mold and 2.5-inch interior colonial or ranch casings in poplar or equal prefinished to match door color. Replace existing lockset with new bored-lock.

# COST <sup>VS</sup> VALUE <sup>2017</sup>

## **FAMILY ROOM ADDITION**

In a style appropriate to the existing house, add a 16-by-25-foot room on a crawlspace foundation with siding and fiberglass shingle roof. Include drywall interior with fiberglass insulation, pre-finished hardwood floor, and 180 square feet of glazing including windows, atrium-style exterior doors, and two operable skylights. Tie into existing HVAC. Add electrical system to code, including 12 recessed ceiling lights.

## **GARAGE DOOR REPLACEMENT**

Remove and dispose of existing 16x7-foot garage door and tracks. Install new 4-section garage door on new galvanized steel tracks; reuse existing motorized opener. New door is uninsulated, single-layer, embossed steel with two coats of baked-on paint, galvanized steel hinges, and nylon rollers. 10-year limited warranty.

## **MAJOR KITCHEN REMODEL**

Update an outmoded 200-square-foot kitchen with a functional layout of 30 linear feet of semi-custom wood cabinets, including a 3-by-5-foot island; laminate countertops; and standard double-tub stainless-steel sink with standard single-lever faucet. Include energy-efficient range, ventilation system, built-in microwave, dishwasher, garbage disposal, and custom lighting. Add new resilient flooring. Finish with painted walls, trim, and ceiling.

## **MANUFACTURED STONE VENEER**

Remove a 300 square-foot continuous band of existing vinyl siding from the bottom third of the street-facing façade, beginning at the garage, continuing around the main entry, and ending at the corner of the side addition. Replace with adhered manufactured stone veneer, including 36 linear feet (LF) of sills, 40 LF of corners, and one address block. Installation includes two separate layers of water resistive barrier laid over bare sheathing, corrosion resistant lath and fasteners, and nominal ½-inch-thick mortar scratch coat and setting bed. Outline the archway using an 8x10-inch keystone and a soldier course of flats on either side.

## **MASTER SUITE ADDITION**

Add a 24-by-16-foot master bedroom suite over a crawlspace. Include walk-in closet/dressing area, a freestanding soaker tub, separate 3-by-4-foot ceramic tile shower, and double-bowl vanity with solid-surface countertop. Bedroom floor is carpet; bathroom floor is ceramic tile. Painted walls, ceiling, and trim. General and spot lighting, exhaust fan; electrical wiring to code.

## **MINOR KITCHEN REMODEL**

In a functional but dated 200-square-foot kitchen with 30 linear feet of cabinetry and countertops, leave cabinet boxes in place but replace fronts with new shaker-style wood panels and drawer fronts, including new hardware. Replace cooktop/oven range and slide-in refrigerator with new energy-efficient models. Replace

laminare countertops; install midpriced sink and faucet. Repaint trim, add wall covering, and remove and replace resilient flooring.

## **ROOFING REPLACEMENT**

Remove existing roofing to bare wood sheathing and dispose of properly. Install 30 squares of 235-pound fiberglass asphalt shingles (min. 25-year warranty) with new felt underlayment, galvanized drip edge, and mill-finish aluminum flashing. Assume a 5-square hip roof; custom flashing at two average-size skylights; and custom cap treatment at vented ridge.

## **SIDING REPLACEMENT**

Replace 1,250 square feet of existing siding with new siding. Include factory trim at all openings and corners.

## **TWO-STORY ADDITION**

In a style similar to the rest of the home, add a first-floor family room and a second-floor bedroom with full bathroom in a 24-by-16-foot two-story wing over a crawlspace. Add new HVAC system to handle addition; electrical wiring to code.

Family room: Include a prefabricated gas fireplace; 11 3-by-5-foot double-hung insulated clad-wood windows; an atrium-style exterior door; carpeted floors; painted drywall on walls and ceiling; and painted trim.

Bathroom: 5 by 8 feet. Include a one-piece fiberglass tub/shower unit; standard white toilet; wood vanity with solid-surface countertop; resilient vinyl flooring; and mirrored medicine cabinet with built-in light strip; papered walls; and painted trim; exhaust fan.

Bedroom: Include walk-in closet/dressing area; carpet; painted walls, ceiling, and trim; general and spot lighting.

## **UNIVERSAL DESIGN BATHROOM**

Begin with an existing 5x7 bathroom with toilet, tub shower, storage space, overhead light, tile floor, and single bathroom vanity with sink and a mirror behind the sink. Widen doorway so the room is accessible by wheelchair. Replace existing door with a wood interior door and standard interior door knobs with push-button lock. Reinforce bathroom walls as appropriate to support grab bars, towel hooks, and seats. Place electrical switches and outlets at heights that make them accessible to a person in a wheelchair. Replace existing 3x5 tub/shower unit with a walk-in, zero-threshold shower. Install a fold-down seat in the shower area. Use a height-adjustable/removable shower head. Replace existing toilet with comfort-height toilet. Install support bars as needed next to the toilet. Replace the bathroom vanity and sink with a unit whose doors are easily accessible while sitting and has space beneath for a person to sit comfortably at it. Install a standard porcelain sink and faucets with lever handles. Place mid-priced light fixtures on either side of the mirror. Replace overhead lighting with a 100-watt equivalent LED unit. Reconfigure storage so it can be accessed from a wheelchair.

# COST <sup>VS</sup> VALUE <sup>2017</sup>

## Upscale Project Descriptions

### BATHROOM ADDITION

Add a new 100-square-foot master bathroom to existing master bedroom over a crawlspace. Include 42-by-42-inch neo-angle shower with ceramic tile walls with accent strip, recessed shower caddy, body-spray fixtures, and frameless glass enclosure. Include a freestanding soaker tub with high-end faucets; stone countertop with two sinks; two mirrored medicine cabinets with lighting; a compartmentalized commode area with one-piece toilet; and a humidistat-controlled exhaust fan. Use all color fixtures. Use larger matching ceramic tiles on the floor, laid on the diagonal with ceramic tile base molding. Add general and spot lighting including waterproof shower fixture. Cabinetry shall include a custom drawer base and wall cabinets for a built-in look. Extend HVAC system, and include electric in-floor heating.

### BATHROOM REMODEL

Expand an existing 35-square-foot bathroom to 100 square feet within existing house footprint. Relocate all fixtures. Include 42-by-42-inch neo-angle shower with ceramic tile walls with accent strip, recessed shower caddy, body-spray fixtures, and frameless glass enclosure. Include a freestanding soaker tub with high-end faucets; stone countertop with two sinks; two mirrored medicine cabinets with lighting; a compartmentalized commode area with one-piece toilet; and a humidistat-controlled exhaust fan. Use all color fixtures. Use larger matching ceramic tiles on the floor, laid on the diagonal with ceramic tile base molding. Add general and spot lighting including waterproof shower fixture. Cabinetry shall include a custom drawer base and wall cabinets for a built-in look. Extend HVAC system, and include electric in-floor heating.

### DECK ADDITION (COMPOSITE)

Add a 16-by-20-foot deck using pressure-treated joists supported by 4x4 posts anchored to concrete piers. At one corner, add a second, 10-foot-diameter six-sided platform one step down from the main deck. Include stairs on the smaller deck, assuming three steps to grade. Install composite deck material in a simple linear pattern. Trim the perimeter joists and wrap the 4x4 posts with composite materials to match the decking. Using the same decking material, include a built-in bench and planter along one 16-foot side. On the remaining perimeter, provide a railing system using composite material of contrasting or complementary colors that includes decorative balusters, post caps, and lighting. Railing and trim should provide for overall curb appeal to the outdoor living space by integrating the deck with the home's color and architecture, creating a custom look.

### GARAGE DOOR REPLACEMENT

Remove and dispose of existing 16x7-foot garage door and tracks. Install new 4-section garage door on new heavy-duty galvanized steel tracks; reuse existing motorized opener. New door is high-tensile strength steel with two coats of factory-applied paint, and foam insulated to minimum R-12, with thermal seals between pinch-resistant panels. Windows in top panel are ½-inch insulated

glass. Hardware includes galvanized steel hinges and ball-bearing urethane rollers. Lifetime warranty.

### GRAND ENTRANCE (FIBERGLASS)

Remove existing 3-0/6-8 entry door and cut and reframe opening for a 12-36-12 entrance door with dual sidelites. Move double-gang electrical box with two switches. Fiberglass door blank matches upscale entry, including color, threshold, lockset, and decorative half-glass; sidelites match door. PVC-wrapped exterior trim in color to match existing trim; wider interior colonial or ranch casings (3.5-inch to cover new jack studs) in hardwood stained to match door. All work to be completed in one day.

### MAJOR KITCHEN REMODEL

Update outmoded 200-square-foot kitchen with 30 linear feet of top-of-the-line custom white cabinets with built-in sliding shelves and other interior accessories. Include stone countertops with imported ceramic- or glass-tile backsplash; built-in refrigerator, commercial grade cooktop and vent hood, wall oven, and built-in microwave unit. Install high-end undermount sink with designer faucets and water filtration system. Add new general and task lighting, including low-voltage undercabinet lights. Install tile or similar flooring that looks like wood.

### MASTER SUITE ADDITION

Add a 32-by-20-foot master bedroom suite over a crawlspace. Bedroom: Add a spacious sleeping area with lounging/sitting area adjacent to large master bathroom. Include custom bookcases and built-in storage with millwork details; high-end gas fireplace with stone hearth and custom mantle; and large walk-in closet/dressing area with natural light, mirrors, and linen storage. Add French doors to exterior.

Bathroom: Include a large walk-in shower with dual-shower system, stone shower walls and floor, and custom frameless glass enclosure. Add freestanding soaker tub. Include two sinks in separate custom vanities with stone countertops and large mirrors. Create partitioned area for luxury one-piece toilet.

General: Add 5-foot-long hospitality center with bar sink, undercounter refrigerator, custom cabinetry, granite or marble countertop, and microwave. Include soundproofing, in-floor heating, custom wall finishes and hardware, general and spot lighting, and lighting controls.

### WINDOW REPLACEMENT (VINYL)

Replace 10 existing 3-by-5-foot double-hung windows with insulated, low-E, simulated-divided-lite vinyl windows. Simulated wood-grain interior finish; custom-color exterior finish. Trim exterior to match existing; do not disturb existing interior trim.

### WINDOW REPLACEMENT (WOOD)

Replace 10 existing 3-by-5-foot double-hung windows with insulated, low-E, simulated-divided-lite wood windows. Interior finish of stained hardwood; exterior finish of custom-color aluminum cladding. Trim exterior to match existing; do not disturb existing interior trim.

---

## Reuse and Licensing of Data

### **COPYRIGHTED MATERIAL**

The Remodeling Cost vs. Value Report contains copyrighted material that is being made available in free downloadable PDF documents as a public service. Any reuse without express permission is prohibited, including but not limited to the following:

1. **RESALE.** The Cost vs. Value Report, whether in whole or part, may not be reproduced and sold in any format, including print, digital, electronic file, fax, or other medium.
2. **PUBLICATION OF DATA.** The Cost vs. Value Report, whether in whole or part, may not be distributed or published in any format, including print, digital, electronic file, fax, or other medium without obtaining express permission.
3. **APPLICATIONS/SOFTWARE.** The Cost vs. Value Report, whether in whole or part, may not be incorporated for use in any kind of computer- or Web-based application, calculator, database, or other automated, electronic, or digital device, instrument, or software except as licensed by Hanley Wood (see Licensing, below).

### **EXCERPTING COST VS. VALUE REPORT DATA**

Excerpts of Cost vs. Value Report data may not take the form of a chart or table that simulates the manner in which the data is displayed at [www.costvsvalue.com](http://www.costvsvalue.com).

Excerpts of Cost vs. Value Report data may, however, be made as part of a narrative, provided that the sum total of all excerpts from any publisher in all formats does not exceed data from more than five projects.

### **ACKNOWLEDGING COST VS. VALUE AS DATA SOURCE**

When excerpting Cost vs. Value Report data, refer to the “Remodeling 2016 Cost vs. Value Report” and include the URL [www.costvsvalue.com](http://www.costvsvalue.com), as in the following examples:

- “... according to the Remodeling 2017 Cost vs. Value Report ([www.costvsvalue.com](http://www.costvsvalue.com)) ...”
- “... as compiled in the Remodeling 2017 Cost vs. Value Report ([www.costvsvalue.com](http://www.costvsvalue.com)) ...”

This form of citation should be used in the first instance on every page of a multipage online story that cites the Cost vs. Value Report on multiple pages. Subsequent references on a given page may be foreshortened to “Cost vs. Value Report.”

All excerpts must be accompanied by one or more instances of the following acknowledgements of copyright:

“© 2017 Hanley Wood Media Inc. Complete data from the Remodeling 2017 Cost vs. Value Report can be downloaded free at [www.costvsvalue.com](http://www.costvsvalue.com).”

### **LICENSING OF 2017 COST VS. VALUE REPORT DATA**

For permission to license data from the 2017 Cost vs. Value Report for use in any kind of computer- or Web-based application, calculator, database, or other automated, electronic, or digital device, instrument, or software, include the following in an email request to [costvsvaluepermissions@hanleywood.com](mailto:costvsvaluepermissions@hanleywood.com)

- a description of the application, calculator, or device for which use of the data is being requested. Include the length of time for which the license is sought.
- a detailed description of the material to be licensed (e.g., specific projects, cities, etc.).

# COST VS VALUE 2017

PROJECT TYPE	PHILADELPHIA		
	Job Cost	Resale Value	Cost Recouped
<b>MIDRANGE</b>			
Attic Insulation (fiberglass)	\$1,424	\$1,439	101.0%
Backup Power Generator	14,043	6,655	47.4%
Backyard Patio	57,843	27,480	47.5%
Basement Remodel	81,351	45,923	56.5%
Bathroom Addition	50,065	21,224	42.4%
Bathroom Remodel	21,088	10,648	50.5%
Deck Addition (composite)	18,811	10,259	54.5%
Deck Addition (wood)	12,174	7,857	64.5%
Entry Door Replacement (fiberglass)	3,368	2,364	70.2%
Entry Door Replacement (steel)	1,520	1,133	74.6%
Family Room Addition	102,619	58,400	56.9%
Garage Door Replacement	1,964	1,266	64.5%
Major Kitchen Remodel	67,799	37,308	55.0%
Manufactured Stone Veneer	7,943	6,417	80.8%
Master Suite Addition	136,621	61,724	45.2%
Minor Kitchen Remodel	22,990	17,204	74.8%
Roofing Replacement	23,494	14,638	62.3%
Siding Replacement	16,577	10,822	65.3%
Two-Story Addition	196,680	111,952	56.9%
<b>UPSCALE</b>			
Universal Design Bathroom	\$ 18,210	\$ 10,625	58.3%
Bathroom Addition	90,838	38,333	42.2%
Bathroom Remodel	65,102	31,768	48.8%
Deck Addition (composite)	44,026	21,269	48.3%
Garage Door Replacement	3,320	3,358	101.1%
Grand Entrance (fiberglass)	8,683	5,023	57.8%
Major Kitchen Remodel	130,625	71,211	54.5%
Master Suite Addition	275,374	128,654	46.7%
Window Replacement (vinyl)	16,253	10,388	63.9%
Window Replacement (wood)	19,892	13,348	67.1%

This document contains copyrighted material and is not authorized for display on the Internet or for republication in any media for resale. ©2017 Hanley Wood Media Inc. Republication or dissemination of Remodeling's 2017 Cost vs. Value Report is expressly prohibited without the written permission of Hanley Wood Media Inc. "Cost vs. Value" is a registered trademark of Hanley Wood Media Inc. Unauthorized use is prohibited.

# COST VS VALUE 2017

PROJECT TYPE	MIDDLE ATLANTIC		
	Job Cost	Resale Value	Cost Recouped
<b>MIDRANGE</b>			
Attic Insulation (fiberglass)	\$1,380	\$1,671	121.1%
Backup Power Generator	13,376	6,059	45.3%
Backyard Patio	53,829	26,791	49.8%
Basement Remodel	75,613	45,762	60.5%
Bathroom Addition	46,490	22,646	48.7%
Bathroom Remodel	19,949	11,774	59.0%
Deck Addition (composite)	17,891	10,433	58.3%
Deck Addition (wood)	11,158	7,119	63.8%
Entry Door Replacement (fiberglass)	3,313	2,500	75.4%
Entry Door Replacement (steel)	1,467	1,166	79.5%
Family Room Addition	95,594	60,585	63.4%
Garage Door Replacement	1,818	1,401	77.0%
Major Kitchen Remodel	64,203	38,017	59.2%
Manufactured Stone Veneer	7,898	7,131	90.3%
Master Suite Addition	126,694	74,075	58.5%
Minor Kitchen Remodel	21,745	16,510	75.9%
Roofing Replacement	21,732	14,964	68.9%
Siding Replacement	15,200	11,395	75.0%
Two-Story Addition	184,156	113,084	61.4%
<b>UPSCALE</b>			
Universal Design Bathroom	\$ 16,753	\$ 10,512	62.7%
Bathroom Addition	85,823	40,334	47.0%
Bathroom Remodel	63,249	32,818	51.9%
Deck Addition (composite)	41,185	21,010	51.0%
Garage Door Replacement	3,316	2,917	88.0%
Grand Entrance (fiberglass)	8,517	5,866	68.9%
Major Kitchen Remodel	126,312	72,522	57.4%
Master Suite Addition	262,169	125,656	47.9%
Window Replacement (vinyl)	15,638	10,436	66.7%
Window Replacement (wood)	19,194	12,505	65.2%

CONFIDENCE LEVEL: 95% +/-10.1

This document contains copyrighted material and is not authorized for display on the Internet or for republication in any media for resale.  
 ©2017 Hanley Wood Media Inc. Republication or dissemination of Remodeling's 2017 Cost vs. Value Report is expressly prohibited without the written permission of Hanley Wood Media Inc. "Cost vs. Value" is a registered trademark of Hanley Wood Media Inc. Unauthorized use is prohibited.

# COST VS VALUE 2017

PROJECT TYPE	2017 NATIONAL AVERAGES		
	Job Cost	Resale Value	Cost Recouped
<b>MIDRANGE</b>			
Attic Insulation (fiberglass)	\$1,343	\$1,446	107.7%
Backup Power Generator	12,860	6,940	54.0%
Backyard Patio	51,985	28,546	54.9%
Basement Remodel	71,115	49,768	70.0%
Bathroom Addition	43,232	23,283	53.9%
Bathroom Remodel	18,546	12,024	64.8%
Deck Addition (composite)	17,249	11,252	65.2%
Deck Addition (wood)	10,707	7,652	71.5%
Entry Door Replacement (fiberglass)	3,276	2,550	77.8%
Entry Door Replacement (steel)	1,413	1,282	90.7%
Family Room Addition	89,566	62,055	69.3%
Garage Door Replacement	1,749	1,345	76.9%
Major Kitchen Remodel	62,158	40,560	65.3%
Manufactured Stone Veneer	7,851	7,019	89.4%
Master Suite Addition	119,533	77,506	64.8%
Minor Kitchen Remodel	20,830	16,699	80.2%
Roofing Replacement	20,664	14,214	68.8%
Siding Replacement	14,518	11,093	76.4%
Two-Story Addition	176,108	125,222	71.1%
<b>UPSCALE</b>			
Universal Design Bathroom	\$ 15,730	\$ 10,766	68.4%
Bathroom Addition	81,515	46,507	57.1%
Bathroom Remodel	59,979	35,456	59.1%
Deck Addition (composite)	39,339	22,171	56.4%
Garage Door Replacement	3,304	2,810	85.0%
Grand Entrance (fiberglass)	8,358	5,855	70.1%
Major Kitchen Remodel	122,991	76,149	61.9%
Master Suite Addition	250,687	150,140	59.9%
Window Replacement (vinyl)	15,282	11,286	73.9%
Window Replacement (wood)	18,759	13,691	73.0%

CONFIDENCE LEVEL: 95% +/-2.6

Note: In four markets—Pensacola, Palm Springs, Quad Cities, and West Palm Beach—the job costs are an average of the costs for that project in that particular market's Census Division.

This document contains copyrighted material and is not authorized for display on the Internet or for republication in any media for resale.  
 ©2017 Hanley Wood Media Inc. Republication or dissemination of Remodeling's 2017 Cost vs. Value Report is expressly prohibited without the written permission of Hanley Wood Media Inc. "Cost vs. Value" is a registered trademark of Hanley Wood Media Inc. Unauthorized use is prohibited.

PROJECT TYPE	PHILADELPHIA			MIDDLE ATLANTIC			2017 NATIONAL AVERAGES		
	Job Cost	Resale Value	Cost Recouped	Job Cost	Resale Value	Cost Recouped	Job Cost	Resale Value	Cost Recouped
<b>MIDRANGE</b>									
Attic Insulation (fiberglass)	\$1,424	\$1,439	101.0%	\$1,380	\$1,671	121.1%	\$1,343	\$1,446	107.7%
Backup Power Generator	14,043	6,655	47.4%	13,376	6,059	45.3%	12,860	6,940	54.0%
Backyard Patio	57,843	27,480	47.5%	53,829	26,791	49.8%	51,985	28,546	54.9%
Basement Remodel	81,351	45,923	56.5%	75,613	45,762	60.5%	71,115	49,768	70.0%
Bathroom Addition	50,065	21,224	42.4%	46,490	22,646	48.7%	43,232	23,283	53.9%
Bathroom Remodel	21,088	10,648	50.5%	19,949	11,774	59.0%	18,546	12,024	64.8%
Deck Addition (composite)	18,811	10,259	54.5%	17,891	10,433	58.3%	17,249	11,252	65.2%
Deck Addition (wood)	12,174	7,857	64.5%	11,158	7,119	63.8%	10,707	7,652	71.5%
Entry Door Replacement (fiberglass)	3,368	2,364	70.2%	3,313	2,500	75.4%	3,276	2,550	77.8%
Entry Door Replacement (steel)	1,520	1,133	74.6%	1,467	1,166	79.5%	1,413	1,282	90.7%
Family Room Addition	102,619	58,400	56.9%	95,594	60,585	63.4%	89,566	62,055	69.3%
Garage Door Replacement	1,964	1,266	64.5%	1,818	1,401	77.0%	1,749	1,345	76.9%
Major Kitchen Remodel	67,799	37,308	55.0%	64,203	38,017	59.2%	62,158	40,560	65.3%
Manufactured Stone Veneer	7,943	6,417	80.8%	7,898	7,131	90.3%	7,851	7,019	89.4%
Master Suite Addition	136,621	61,724	45.2%	126,694	74,075	58.5%	119,533	77,506	64.8%
Minor Kitchen Remodel	22,990	17,204	74.8%	21,745	16,510	75.9%	20,830	16,699	80.2%
Roofing Replacement	23,494	14,638	62.3%	21,732	14,964	68.9%	20,664	14,214	68.8%
Siding Replacement	16,577	10,822	65.3%	15,200	11,395	75.0%	14,518	11,093	76.4%
Two-Story Addition	196,680	111,952	56.9%	184,156	113,084	61.4%	176,108	125,222	71.1%
<b>UPSCALE</b>									
Universal Design Bathroom	\$ 18,210	\$ 10,625	58.3%	\$ 16,753	\$ 10,512	62.7%	\$ 15,730	\$ 10,766	68.4%
Bathroom Addition	90,838	38,333	42.2%	85,823	40,334	47.0%	81,515	46,507	57.1%
Bathroom Remodel	65,102	31,768	48.8%	63,249	32,818	51.9%	59,979	35,456	59.1%
Deck Addition (composite)	44,026	21,269	48.3%	41,185	21,010	51.0%	39,339	22,171	56.4%
Garage Door Replacement	3,320	3,358	101.1%	3,316	2,917	88.0%	3,304	2,810	85.0%
Grand Entrance (fiberglass)	8,683	5,023	57.8%	8,517	5,866	68.9%	8,358	5,855	70.1%
Major Kitchen Remodel	130,625	71,211	54.5%	126,312	72,522	57.4%	122,991	76,149	61.9%
Master Suite Addition	275,374	128,654	46.7%	262,169	125,656	47.9%	250,687	150,140	59.9%
Window Replacement (vinyl)	16,253	10,388	63.9%	15,638	10,436	66.7%	15,282	11,286	73.9%
Window Replacement (wood)	19,892	13,348	67.1%	19,194	12,505	65.2%	18,759	13,691	73.0%

CONFIDENCE LEVEL: 95% +/-10.1

CONFIDENCE LEVEL: 95% +/-2.6

Note: In four markets—Pensacola, Palm Springs, Quad Cities, and West Palm Beach—the job costs are an average of the costs for that project in that particular market's Census Division.

# COST vs VALUE 2017

The 2017 REMODELING Cost vs. Value Report has been brought to you thanks to the following companies.





# The next generation of Outdoor Living products

Get more out of your deck with Clubhouse Decking. Clubhouse offers the natural, deep-grain look of real wood, while providing the superior strength of PVC. And its dual-color, dual embossed planks offer multiple design options, making it easy to find exactly what you're looking for. The next generation of decking is finally here. [clubhousedecking.com](http://clubhousedecking.com)



[CLUBHOUSEDECKING.COM](http://CLUBHOUSEDECKING.COM)



## Designed for Decks and the People Who Build Them.

### Simple is Beautiful.

It's simple—open the package, remove the panels, fasten the brackets. Because you already have enough in your life that's complicated.

Visit [www.FortressRailing.com](http://www.FortressRailing.com) to learn more.



844.909.2999

# WE BUILD

character  
opportunities  
expertise  
status  
**business**  
reputations  
confidence  
solutions  
SUCCESS



## Introducing the New James Hardie Contractor Alliance™ Program

Align with the industry leader and we can help grow your presence in the community. Build on our unique marketing tools, lead generation support, and training on everything from in-home sales to installation. Strengthen your business with the #1 brand of siding to stand out from the competition. The more you connect with us, the deeper our commitment to you. James Hardie Contractor Alliance™ Program – **our business is building yours.**

Start putting the program to work for you at [HardieAlliance.com](http://HardieAlliance.com)

© 2015 James Hardie Building Products Inc. All rights reserved. HS15223 12/15

 **JamesHardie**  
Siding | Trim

## SO COST EFFECTIVE *it practically* PAYS FOR ITSELF



Named a  
**Top Ranked**  
project by  
Remodeling  
magazine\*

Upgrading a garage door is one of the most cost effective renovations your clients can make. In fact, according to the Cost vs. Value Report, replacing a basic garage door with an upgraded one from Overhead Door returned over 90% on original cost. Now, that's a return on investment you can take to the bank.

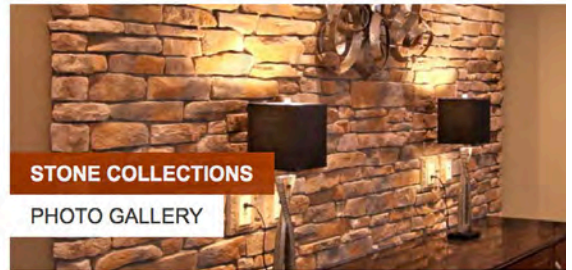
**The Genuine. The Original.**



\* Based on National Association of Realtors members included in Cost vs. Value Study for midrange projects rather than actual sales data. Complete data from the Remodeling 2016 Cost vs. Value report can be downloaded at [www.costvsvalue.com](http://www.costvsvalue.com).

[www.OverheadDoor.com](http://www.OverheadDoor.com)

## Choose Long-Lasting, High Quality Manufactured Stone from ProVia

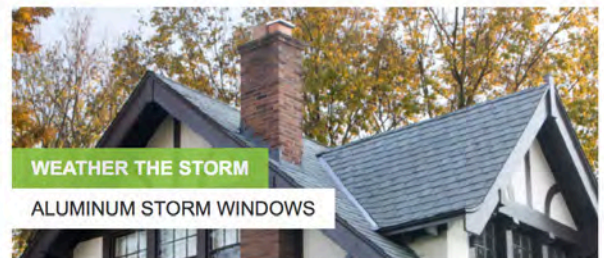



Visit [www.provia.com](http://www.provia.com) to find out how you can experience The Professional Way.



Doors | Windows | Siding | Stone

## Make Yourself Comfortable: With a ProVia Custom Window



Visit [www.provia.com](http://www.provia.com) to find out how you can experience The Professional Way.



Doors | Windows | Siding | Stone

LIVING LIFE IN STYLE  
HAS NEVER BEEN EASIER.

THE STYLES THEY WANT.  
THE PRODUCTS YOU NEED.



**WINDSOR**  
WINDOWS & DOORS  
A Woodgrain Millwork Company

## Introducing Revive<sup>™</sup> pocket replacement windows

Why choose Windsor's replacement windows? We've got a pocket full of reasons.



### Trusted Name

Outstanding quality customers expect from Windsor – in an all-new line of pocket replacement windows.



### Energy Efficiency

Replacement windows improve thermal performance, keeping customers comfortable while reducing heating and cooling bills.



### Easy Installation

Quick and simple replacement process – often it requires no trim removal – means windows typically install in about an hour.



### Precise Fit

Built to exact specifications for a perfect fit, every time.



### Endless Options

Three construction materials with multiple glass, grille, hardware, color and finish combinations sure to fit any style.



### Fast Delivery

Place your order and receive the windows in three to four weeks.



**REVIVE**<sup>™</sup>  
REPLACEMENT

Visit [www.windsorrevive.com](http://www.windsorrevive.com) to  
discover even more reasons to choose Revive.